6STG100

PHYSICAL SPECIFICATION

Nominal Voltage Nominal Capacity (10Hr)		2V 600Ah
Dimension	Length Width Container Height Total Height	206 ±2mm 145 ±2mm 646 ±2mm 670 ±2mm
Drawing 400257-0		Weight 48,5 Kg ± 5%
Standard Terminal		Bolt Type: M10

Container and lid ABS, FV0
Produced concerning the following guidelines:

- CEI IEC 60896 part 21 part 22
- DIN 40742 DIN43539 T5
- CEI EN 50272-2
- CEI IEC 61427

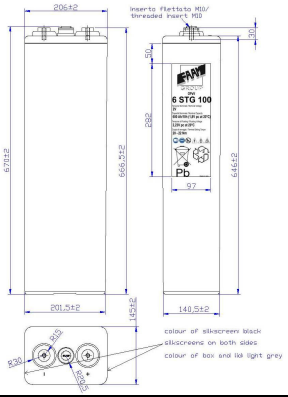

Bolt-and-nut terminal
Bolt Type:M10

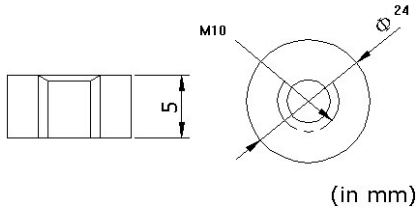

ELECTRICAL SPECIFICATION

Characteristics

Capacity	10 hour rate 8 hour rate 5 hour rate 3 hour rate 1 hour rate	600,00Ah 559,52Ah 485,70Ah 463,38Ah 403,20Ah
Capacity affected by temperature	40°C 20°C 0°C	102% 100% 85%
Internal Resistance 0,41 mΩ±10%		SCC 5200 A ±10%
Charge Voltage	Standby	Max Charge Current 120 A Floating Voltage 2,23V at 20°C Bost Charge 2,35V at 20°C Temperature Coefficient –20 mV/°C

Charging curves @ 20°C

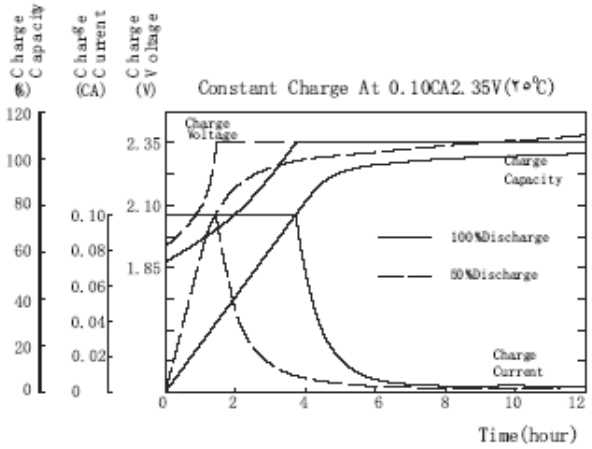

Constant Current(Amp) and Constant Power (Watt/Cell) Discharge Table at 20°C

Time		30 min	60 min	90 min	2 h	3 h	5 h	8 h	10 h	100 h	120 h
1,65V	A	550,80	374,40	309,43	208,00	160,29	102,97	72,00	63,00	8,15	6,92
	W	800,37	660,35	556,59	460,77	361,28	240,75	169,93	142,80	16,39	13,73
1,70V	A	532,29	358,40	298,57	200,57	154,46	102,00	71,31	62,40	8,23	6,98
	W	773,01	632,13	537,06	444,31	348,15	238,48	168,31	141,44	16,55	13,86
1,80V	A	462,86	320,00	271,43	185,71	145,71	97,14	68,57	60,00	7,91	6,71
	W	684,08	564,40	488,24	411,40	328,44	227,12	161,84	136,00	15,91	13,33