FLL 12-60

PHYSICAL SPECIFICATION

Nominal Voltage Nominal Capacity (20Hr)		12V 60Ah
Dimensions	Length Width Box Height Total Height	259 ±2mm 168 ±2mm 214 ±2mm 218 ±2mm
Drawing n°400238-0		Weight 23,0 Kg ±5%
Standard Terminal		Bolt Type: M6

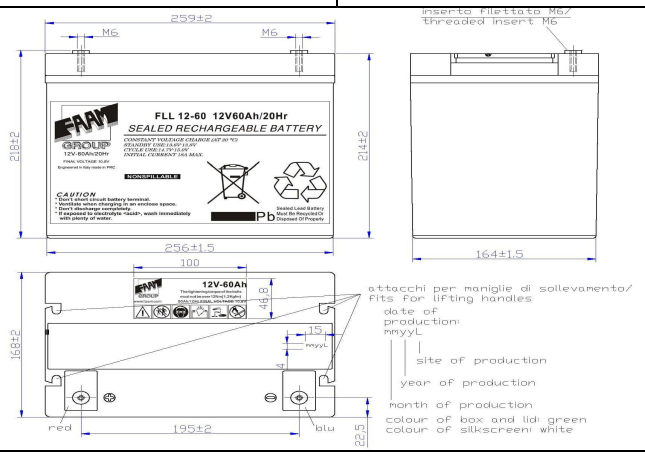

Bolt-and-nut terminal
Bolt Type:M6

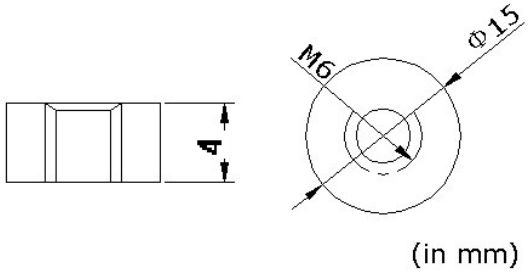

ELECTRICAL SPECIFICATION

Characteristics

Rated Capacity	20 hours rate 1,8Vpc at 20°C 10 hours rate 1,8Vpc at 20°C 5 hours rate 1,7Vpc at 20°C 3 hours rate 1,7Vpc at 20°C 1 hour rate 1,6Vpc at 20°C	60,00Ah 50,00Ah 43,95Ah 41,49Ah 32,90Ah
Capacity affected by temperature	40°C 20°C 0°C	102% 100% 85%
Internal Resistance 10 mΩ ±10%		SCC 1260 A ±10%
Constant Voltage Charge – Cycle use		Initial Charging Current less than 17,5 A Voltage 14,70~15,00V at 20°C Temperature Coefficient –30 mV/°C
Constant Voltage Charge – Stand-by use		No limit on Initial Charging Current Voltage 13,60~13,80V at 20°C Temperature Coefficient –20 mV/°C

Discharge curves @ 20°C

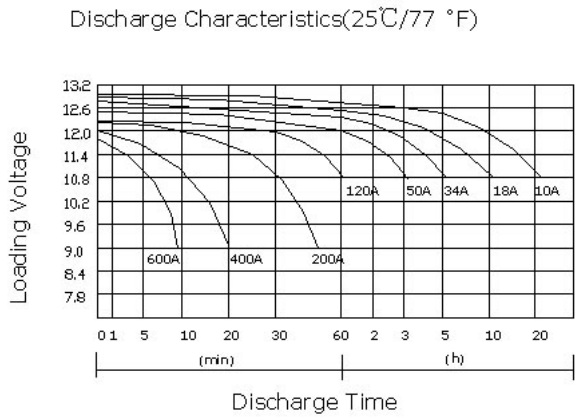

Constant Current (Amp) and Constant Power (Watt/cell) Discharge Table at 20°C

Final V./Time		10min	15min	30min	60min	90min	120min	180min	300min	480min	600min
9.9V	A	133,13	101,50	55,88	31,54	26,18	21,28	14,86	9,82	7,08	5,25
	W	235,48	190,66	132,30	82,14	63,53	51,70	37,59	26,23	17,73	14,63
10.2V	A	124,38	90,45	54,21	30,51	24,67	18,47	13,83	8,79	6,06	5,17
	W	221,52	179,36	126,17	80,12	61,16	50,45	37,41	25,84	17,47	14,46
10.8V	A	96,50	77,50	51,50	29,80	23,19	17,07	12,69	8,05	5,96	5,00
	W	178,60	147,04	107,16	70,21	59,32	46,10	34,63	24,15	16,80	14,00